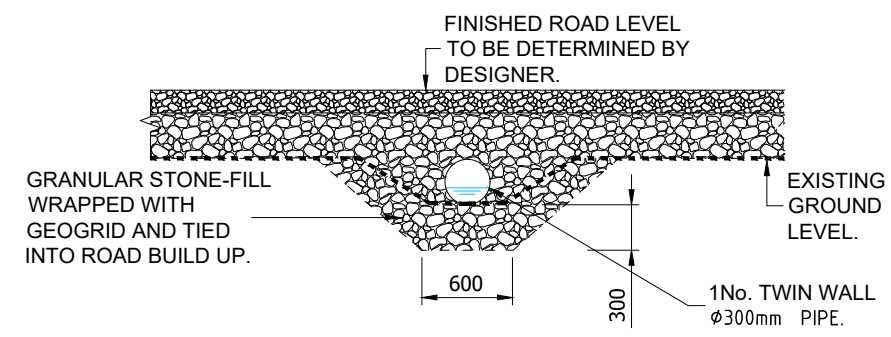


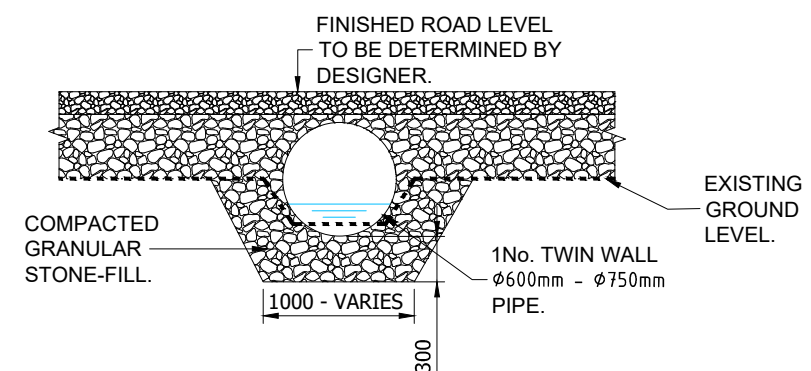
Notes:
 1. ALL DIMENSIONS ARE IN MILLIMETRES.
 2. ALL LEVELS ARE SHOWN IN METRES ABOVE ORDNANCE DATUM.

Legend:



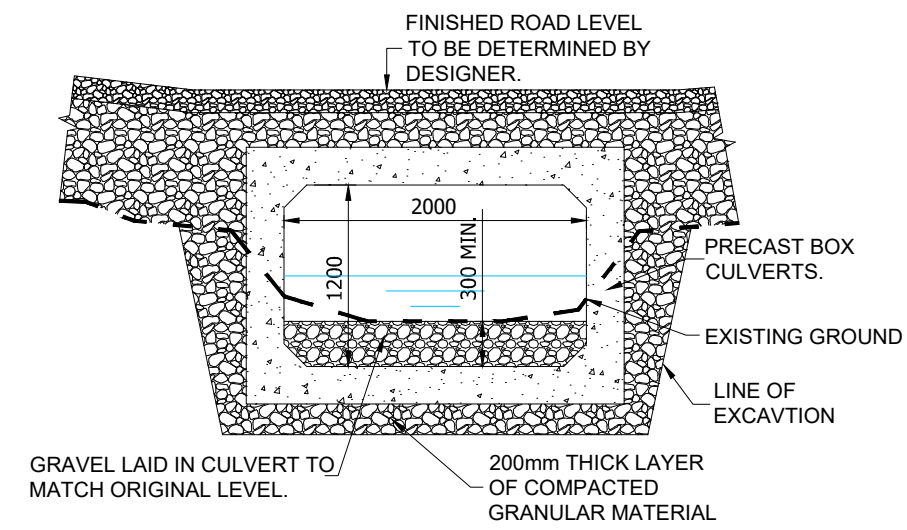
TYPE 1 CULVERT SECTION

SCALE 1:50



TYPE 2 CULVERT SECTION

SCALE 1:50



TYPE 3 CULVERT SECTION

SCALE 1:50

NOTE:

CULVERTS ARE TO BE OF ADEQUATE SIZE TO CARRY PEAK FLOWS CORRESPONDING TO A 1 IN 100 YEAR STORM EVENT, WITH A MINIMUM DIAMETER OF 900mm. THEY SHOULD BE INSTALLED TO CONFORM WHEREVER POSSIBLE TO THE NATURAL SLOPE AND ALIGNMENT OF THE STREAM OR DRAINAGE LINE. CULVERTS GREATER THAN 1m DIAMETER SHOULD BE BURIED TO A MINIMUM DEPTH OF 300mm BELOW THE STREAMBED AND THE ORIGINAL BED MATERIAL PLACED IN THE BOTTOM OF THE CULVERT.

1. FORMATION LEVEL TO BE DETERMINED BY THE CIVIL WORKS DESIGNER. REFER TO SITE INVESTIGATIONS REPORT.
2. SUB BASE MATERIAL TO CONFORM TO THE FOLLOWING:
 - IMPORTED MATERIAL**
TO CONFORM TO TYPE 6F1 IN ACCORDANCE WITH TABLE 6/2 OF THE NRA SPECIFICATION FOR ROAD WORKS.
 - SITE WON MATERIAL**
ROCK WON IN EXCAVATION OF TURBINES MUST BE CRUSHED AND GRADED ON SITE. THE MAXIMUM SIZE OF AGGREGATE TO BE 125mm. THE AGGREGATE GRADING TO BE AGREED WITH THE ENGINEER.
3. SURFACE LAYER TO BE CLAUSE 804. THIS LAYER MAY BE APPLIED IMMEDIATELY BEFORE TURBINE DELIVERY.

1	GENERAL UPDATES	07/23	LB	GO	SM
0	PLANNING APPLICATION	06/23	IG	MM	CL
Rev	Amendments	Date	By	Chk	Auth



www.slrconsulting.com

Drawing Status & Suitability Code

Client
COOLGLASS WIND FARM LIMITED

Project
COOLGLASS WIND FARM

Drawing Title
**TYPICAL DRAINAGE DETAILS
 4 OF 4**

Scale: 1:50 @ A3 SLR Project No. 428.V02036.00787

Designed CL	Drawn IG	Checked MM	Authorised CL
----------------	-------------	---------------	------------------

Date 06/23	Date 06/23	Date 06/23	Date 06/23
---------------	---------------	---------------	---------------

Drawing Number ABP-428.V02036.00787.042	Rev. 1
---	------------------



03/08/2023
 June 2023\ABP-428.V02036.00787.042.1_Typical_Drainage_Details_4_of_4.dwg
 SLR Ireland\00787 Fossy EIA\ART\Tech\SE\Drawings\Planning Drawings - June 2023\ABP-428.V02036.00787.042.1_Typical_Drainage_Details_4_of_4.dwg